

# Treasurers Financial Report

Debbie Rice CCT/CIO

County Treasurer & Chief Investment Officer

October 2016

## CASH & INVESTMENTS

### First Financial Bank Accounts

	XX-X619-8	General Fund	\$8,129,536.73	\$9,852,877.70	\$9,429,371.22	\$8,553,043.21
NOW	xxxxXX4588	General Fund Now Account	\$3,432,523.41	\$868.84	\$1,001,523.41	\$2,431,868.84
	XX-X654-5	Treasurer Clearing Account (CCC)	\$284,322.28	\$285,280.84	\$311,315.57	\$258,287.55
8610	XXXXX48311	Community Development Block Grant	\$0.00	\$0.00	\$0.00	\$0.00
<b>Total Checking</b>			<b>\$11,846,382.42</b>	<b>\$10,139,027.38</b>	<b>\$10,742,210.20</b>	<b>\$11,243,199.60</b>

### Cash Balance by Fund

0100	General Fund	\$221,811.47	\$6,007,909.38	\$5,432,232.71	\$797,488.14
0120	Jury Fund	\$616,001.53	\$115.80	\$616,117.33	\$0.00
0140	Law Library	\$176,304.89	\$6,767.08	\$12,711.35	\$170,360.62
0150	Road & Bridge #1	\$211,371.37	\$123,262.41	\$141,476.30	\$193,157.48
0160	Road & Bridge #2	\$300,697.82	\$79,195.72	\$72,945.97	\$306,947.57
0170	Road & Bridge #3	\$148,360.88	\$83,676.77	\$180,122.84	\$51,914.81
0180	Road & Bridge #4	\$385,178.16	\$120,096.42	\$177,104.60	\$328,169.98
0200	County Projects	\$23,408.62	\$50,000.00	\$0.00	\$73,408.62
0210	Records Mgt - Co Clerk	\$912,108.91	\$27,674.48	\$11,404.33	\$928,379.06
0220	Records Mgt - County	\$386,690.30	\$4,502.86	\$18,744.32	\$372,448.84
0240	Election Services Contracts	\$236,334.34	\$0.00	\$0.00	\$236,334.34
0250	STOP Federal Forfeitures	\$4,413.77	\$0.00	\$0.00	\$4,413.77
0260	DA Forfeiture Funds	\$107,973.25	\$1,331.87	\$0.00	\$109,305.12
0270	JOCO Seizure Funds	\$5,704.29	\$0.00	\$0.00	\$5,704.29
0280	Sheriff Forfeiture Fund	\$9,534.60	\$0.00	\$0.00	\$9,534.60
0300	Special Crimes Ops	\$163,553.15	\$69.04	\$0.00	\$163,622.19
0320	Special Crimes Seizures	\$111,513.43	\$0.00	\$0.00	\$111,513.43
0330	JJAEP	\$72,833.60	\$167,440.00	\$19,269.36	\$221,004.24
0340	Juvenile Case Manager Fund	\$122,009.82	\$2,985.92	\$3,467.10	\$121,528.64
0350	Juvenile Probation Fees	\$69,268.36	\$755.00	\$17,171.00	\$52,852.36
0355	Unclaimed Juvenile Restitution Fund	\$309.00	\$0.00	\$0.00	\$309.00
0360	JP #1 Technology	\$135,832.56	\$936.21	\$675.00	\$136,093.77
0370	JP #2 Technology	\$47,772.28	\$302.34	\$0.00	\$48,074.62
0380	JP #3 Technology	\$70,000.87	\$689.15	\$0.00	\$70,690.02
0390	JP #4 Technology	\$95,303.99	\$322.27	\$0.00	\$95,626.26
0400	Courthouse Security	\$25,245.78	\$5,998.63	\$5,594.09	\$25,650.32
0410	Justice Court Security	\$78,677.88	\$562.51	\$992.49	\$78,247.90
0420	Custodial Funds	\$71,853.58	\$725.00	\$0.00	\$72,578.58
0450	Co Clerk Records Preservation	\$242,229.10	\$27,170.00	\$0.00	\$269,399.10
0460	Dist Clerk Records Preservation	\$59,588.65	\$828.68	\$0.00	\$60,417.33
0470	Cty & Dst Clerk Technology Fund	\$43,492.99	\$557.61	\$0.00	\$44,050.60
0480	Court Records Preservation Fund	\$206,298.39	\$2,210.49	\$0.00	\$208,508.88
0490	Dst Crk Records Technology Fund	\$99,649.32	\$1,834.71	\$0.00	\$101,484.03

		Expenses	Expenses	Expenses	Expenses
0500	Pecan Valley MHMR	\$97.50	\$0.00	\$0.00	\$97.50
0520	Disaster Recovery	\$35,420.12	\$0.00	\$0.00	\$35,420.12
0530	Capital Murder Fund	\$3,988.45	\$0.00	\$0.00	\$3,988.45
0550	Indigent Health Care	\$199,148.91	\$5,702.79	\$6,255.07	\$198,596.63
0590	Unclaimed Money	\$24,751.91	\$0.00	\$0.00	\$24,751.91
0600	Right of Way Fund	\$542.19	\$0.00	\$0.00	\$542.19
0720	Courthouse Restoration	\$61,153.60	\$0.00	\$0.00	\$61,153.60
0750	Equipment Purchase	\$59,337.01	\$816,555.76	\$34,381.97	\$841,510.80
0800	LEC Interest & Sinking	\$759,463.26	\$11,205.67	\$0.00	\$770,668.93
0850	Equipment Int. & Sinking Fund	\$165,926.07	\$443.22	\$325.00	\$166,044.29
0880	Criminal State Fees Fund	\$460,526.60	\$137,798.64	\$460,265.60	\$138,059.64
0890	Historical Commission	\$32,249.64	\$10,000.00	\$265.83	\$41,983.81
0970	Fee Officers Fund	(\$278,241.12)	\$585,802.30	\$556,640.92	(\$249,079.74)
1020	Pre-Trial Bond Supervision	\$89,104.79	\$12,875.00	\$7,144.72	\$94,835.07
1110	Special Crimes Ops	\$37,752.83	\$70,801.53	\$12,702.93	\$95,851.43
7010	Jail Construction Improvements	\$1,355.43	\$1,355,000.00	\$1,354,888.66	\$1,466.77
7050	Construction Projects	\$95,000.00	\$0.00	\$0.00	\$95,000.00
7060	Software Projects	\$128,939.28	\$3,000.00	\$3,618.75	\$128,320.53
8230	Emergency Ops Center Grant	\$0.00	\$0.00	\$0.00	\$0.00
8300	HAVA Grant	\$0.77	\$0.00	\$0.00	\$0.77
8400	Cities Readiness Grant	\$18,208.92	\$1,581.81	\$1,195.12	\$18,595.61
8710	Edward Byrne (JAG) Local Solicitation	\$0.00	\$0.00	\$0.00	\$0.00
8730	SO Body Cams	\$0.00	\$0.00	\$0.00	\$0.00
8760	2013-14 Byrne JAG - Crime Reporting	\$0.00	\$0.00	\$0.00	\$0.00
8770	2014-15 Byrne JAG - Crime Scene Van	\$0.00	\$0.00	\$0.00	\$0.00
9020	Juvenile Operations	\$24,590.20	\$26,507.36	\$61,028.89	(\$9,931.33)
9220	Community Supervision	\$605,836.03	\$78,423.27	\$218,514.97	\$465,744.33
9350	TCEQ LIP Grant	\$0.00	\$19,260.00	\$0.00	\$19,260.00
9380	Indigent Defense Formula Grant	\$92,776.60	\$0.00	\$0.00	\$92,776.60
9390	Indigent Defense Improvement Grant	\$50,280.79	\$0.00	\$2,114.00	\$48,166.79
9450	TCEQ Aircheck	\$0.00	\$0.00	\$0.00	\$0.00
	<b>Total General Fund</b>	<b>\$8,129,536.73</b>	<b>\$9,852,877.70</b>	<b>\$9,429,371.22</b>	<b>\$8,553,043.21</b>

### FFB Trust and Asset Management Account Detail

B0100	General Fund	72.72727273%	\$4,117.81	\$	195,524.71	\$	7,854,024.00
B0150	Road & Bridge #1	4.54545455%	\$257.36	\$	12,220.29	\$	490,876.50
B0160	Road & Bridge #2	0.90909091%	\$51.47	\$	2,444.06	\$	98,175.30
B0170	Road & Bridge #3	2.72727273%	\$154.42	\$	7,332.18	\$	294,525.90
B0180	Road & Bridge #4	3.63636364%	\$205.89	\$	9,776.24	\$	392,701.20
B0210	Records Management - Clerk	2.72727273%	\$154.42	\$	7,332.18	\$	294,525.90
B0220	Records Management - County	0.90909091%	\$51.47	\$	2,444.06	\$	98,175.30
B0550	Indigent Health	5.45454545%	\$308.84	\$	14,664.35	\$	589,051.80
B0600	Right of Way	6.36363636%	\$360.31	\$	17,108.41	\$	687,227.10
			\$5,661.99	\$	268,846.48	\$	10,799,283.00
	<b>Total Cash and Bonds</b>			\$		\$	<b>11,068,129.48</b>

## TexasClass Detail


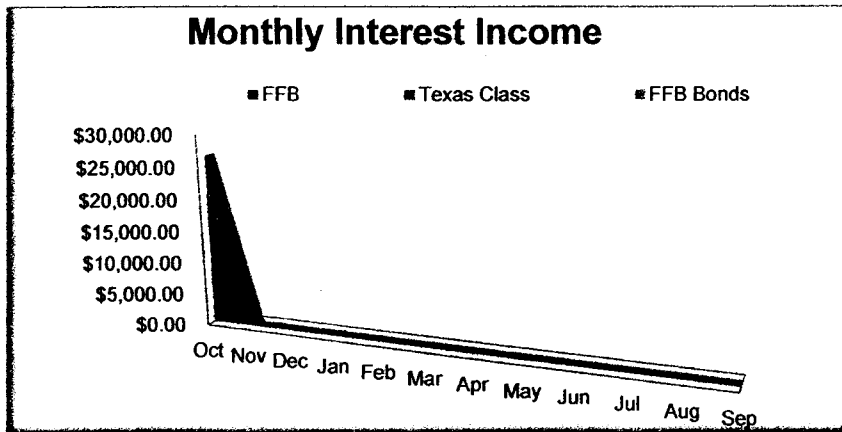
TC#	Account Number	Account Name	Fund Code	Balance	Deposits	Withdrawals	Balance
TC0001	XXXXX-0263-0001	General Fund	(0100)	\$7,196,681.84	\$4,499.28	\$3,000,000.00	\$4,201,181.12
TC0002	XXXXX-0263-0002	Road & Bridge #1	(0150)	\$1,811,194.26	\$1,269.74	\$0.00	\$1,812,464.00
TC0003	XXXXX-0263-0003	Road & Bridge #2	(0160)	\$943,901.32	\$661.72	\$0.00	\$944,563.04
TC0004	XXXXX-0263-0004	Road & Bridge #3	(0170)	\$1,464,463.23	\$1,026.64	\$0.00	\$1,465,489.87
TC0005	XXXXX-0263-0005	Road & Bridge #4	(0180)	\$1,215,090.77	\$851.86	\$0.00	\$1,215,942.63
TC0007	XXXXX-0263-0007	Indigent Healthcare	(0550)	\$1,026,881.00	\$719.89	\$0.00	\$1,027,600.89
TC0008	XXXXX-0263-0008	Right of Way	(0600)	\$506,328.64	\$354.96	\$0.00	\$506,683.60
TC0009	XXXXX-0263-0009	Jail Construction	(7010)	\$9,673,425.31	\$6,003.94	\$1,355,000.00	\$8,324,429.25
TC0010	XXXXX-0263-0010	CC Records Preservation	(0450)	\$603,143.04	\$422.82	\$0.00	\$603,565.86
TC0012	XXXXX-0263-0012	Capital Murder	(0530)	\$878,777.66	\$616.07	\$0.00	\$879,393.73
TC0013	XXXXX-0263-0013	Software Projects	(7060)	\$1,086,335.04	\$759.80	\$3,000.00	\$1,084,094.84
TC0014	XXXXX-0263-0014	Equipment I&S	(0850)	\$631,725.04	\$442.87	\$0.00	\$632,167.91
<b>Total Texas CLASS</b>				<b>\$27,037,947.15</b>	<b>\$17,629.59</b>	<b>\$4,358,000.00</b>	<b>\$22,697,576.74</b>

See Appendix A for details

### Certificates of Deposit

CD0530	Capital Murder Fund	\$250,000.00	\$0.00	\$0.00	\$250,000.00
CD0550	Indigent Healthcare Fund	\$250,000.00	\$0.00	\$0.00	\$250,000.00
CD0600	Right of Way Fund	\$250,000.00	\$0.00	\$0.00	\$250,000.00

See Appendix B for details



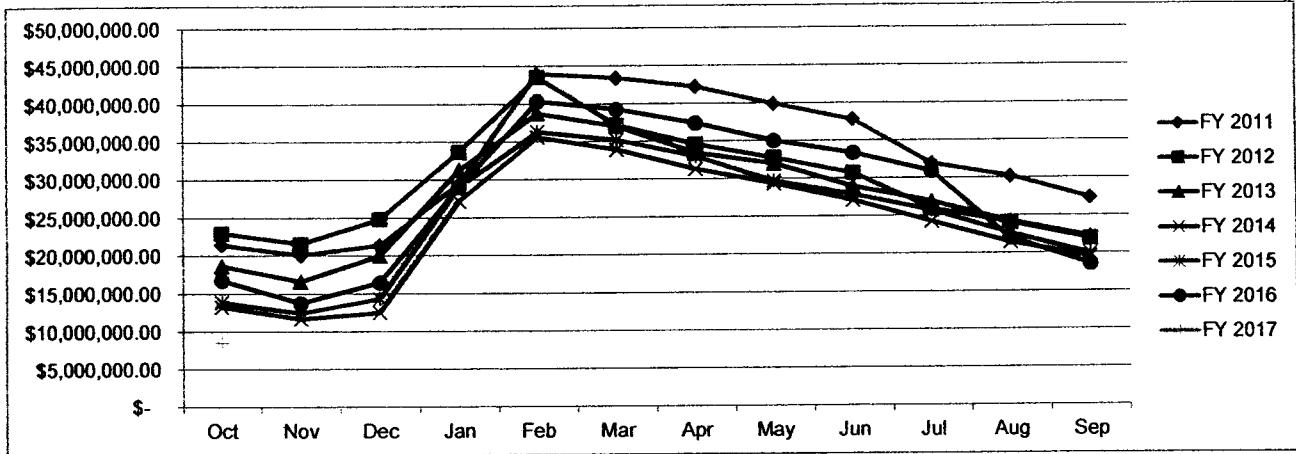
### Outstanding Indebtedness

Description	Outstanding Amount	Last Payment Amount	Next Payment Due
Johnson County GO Refunding Bonds Series 2007	\$1,862,713.00	\$1,585,356.25	2/15/2017
Johnson County Tax Notes -Series 2013	\$4,370,000.00	\$34,625.50	11/15/2016
Johnson County CO Series 2015 (Jail Cionstruction)	\$ 20,605,000.00	-	2/15/2017

**Combined Statement of Cash Position**


0100	General Fund	\$797,488.14	\$4,201,181.12	\$7,854,024.00	\$12,852,693.26
0120	Jury Fund	\$0.00	\$0.00	\$0.00	\$0.00
0140	Law Library	\$170,360.62	\$0.00	\$0.00	\$170,360.62
0150	Road & Bridge #1	\$193,157.48	\$1,812,464.00	\$490,876.50	\$2,496,497.98
0160	Road & Bridge #2	\$306,947.57	\$944,563.04	\$98,175.30	\$1,349,685.91
0170	Road & Bridge #3	\$51,914.81	\$1,465,489.87	\$294,525.90	\$1,811,930.58
0180	Road & Bridge #4	\$328,169.98	\$1,215,942.63	\$392,701.20	\$1,936,813.81
0200	County Projects	\$73,408.62	\$0.00	\$0.00	\$73,408.62
0210	Records Mgt - Co Clerk	\$928,379.06	\$0.00	\$294,525.90	\$1,222,904.96
0220	Records Mgt - County	\$372,448.84	\$0.00	\$98,175.30	\$470,624.14
0240	Election Services Contracts	\$236,334.34	\$0.00	\$0.00	\$236,334.34
0250	STOP Federal Forfeitures	\$4,413.77	\$0.00	\$0.00	\$4,413.77
0260	DA Forfeiture Funds	\$109,305.12	\$0.00	\$0.00	\$109,305.12
0270	JOCO Seizure Funds	\$5,704.29	\$0.00	\$0.00	\$5,704.29
0280	Sheriff Forfeiture Fund	\$9,534.60	\$0.00	\$0.00	\$9,534.60
0300	Special Crimes Ops	\$163,622.19	\$0.00	\$0.00	\$163,622.19
0320	Special Crimes Seizures	\$111,513.43	\$0.00	\$0.00	\$111,513.43
0330	JJAEP	\$221,004.24	\$0.00	\$0.00	\$221,004.24
0340	Juvenile Case Manager Fund	\$121,528.64	\$0.00	\$0.00	\$121,528.64
0350	Juvenile Probation Fees	\$52,852.36	\$0.00	\$0.00	\$52,852.36
0355	Unclaimed Juvenile Restitution Fund	\$309.00	\$0.00	\$0.00	\$309.00
0360	JP #1 Technology	\$136,093.77	\$0.00	\$0.00	\$136,093.77
0370	JP #2 Technology	\$48,074.62	\$0.00	\$0.00	\$48,074.62
0380	JP #3 Technology	\$70,690.02	\$0.00	\$0.00	\$70,690.02
0390	JP #4 Technology	\$95,626.26	\$0.00	\$0.00	\$95,626.26
0400	Courthouse Security	\$25,650.32	\$0.00	\$0.00	\$25,650.32
0410	Justice Court Security	\$78,247.90	\$0.00	\$0.00	\$78,247.90
0420	Custodial Funds	\$72,578.58	\$0.00	\$0.00	\$72,578.58
0450	Co Clerk Records Preservation	\$269,399.10	\$603,565.86	\$0.00	\$872,964.96
0460	Dist Clerk Records Preservation	\$60,417.33	\$0.00	\$0.00	\$60,417.33
0470	City & Dist Clerk Technology Fund	\$44,050.60	\$0.00	\$0.00	\$44,050.60
0480	City & Dist Clerk Technology Fund	\$208,508.88	\$0.00	\$0.00	\$208,508.88
0490	Court Records Preservation Fund	\$101,484.03	\$0.00	\$0.00	\$101,484.03
0500	Pecan Valley MHMR	\$97.50	\$0.00	\$0.00	\$97.50
0520	Disaster Recovery	\$35,420.12	\$0.00	\$0.00	\$35,420.12
0530	Capital Murder Fund	\$3,988.45	\$879,393.73	\$250,000.00	\$1,133,382.18
0550	Indigent Health Care	\$198,596.63	\$1,027,600.89	\$839,051.80	\$2,065,249.32
0590	Unclaimed Money	\$24,751.91	\$0.00	\$0.00	\$24,751.91
0600	Right of Way Fund	\$542.19	\$506,683.60	\$937,227.10	\$1,444,452.89
0720	Courthouse Restoration	\$61,153.60	\$0.00	\$0.00	\$61,153.60
0750	Equipment Purchase	\$841,510.80	\$0.00	\$0.00	\$841,510.80
0800	LEC Interest & Sinking	\$770,668.93	\$0.00	\$0.00	\$770,668.93
0850	Equipment Int. & Sinking Fund	\$166,044.29	\$632,167.91	\$0.00	\$798,212.20
0880	Criminal State Fees Fund	\$138,059.64	\$0.00	\$0.00	\$138,059.64
0890	Historical Commission	\$41,983.81	\$0.00	\$0.00	\$41,983.81
0970	Fee Officers Fund	(\$249,079.74)	\$0.00	\$0.00	(\$249,079.74)

1020	Pre-Trial Bond Supervision	\$94,835.07	\$0.00	\$0.00	\$94,835.07
1110	Special Crimes Ops	\$95,851.43	\$0.00	\$0.00	\$95,851.43
7010	Jail Construction Improvements	\$1,466.77	\$8,324,429.25	\$0.00	\$8,325,896.02
7050	Software Projects	\$95,000.00	\$1,084,094.84	\$0.00	\$1,179,094.84
7060	Emergency Ops Center Grant	\$128,320.53	\$0.00	\$0.00	\$128,320.53
8230	Cities Readiness Grant	\$0.00	\$0.00	\$0.00	\$0.00
8300	Edward Byrne (JAG) Local Solicitation	\$0.77	\$0.00	\$0.00	\$0.77
8400	Ed Byrne Memorial JAG Grant FY 10	\$18,595.61	\$0.00	\$0.00	\$18,595.61
8710	2013-14 Byrne JAG - Crime Reporting	\$0.00	\$0.00	\$0.00	\$0.00
8730	2014-15 Byrne JAG - Crime Scene Van	\$0.00	\$0.00	\$0.00	\$0.00
8760	Indigent Defense Formula Grant	\$0.00	\$0.00	\$0.00	\$0.00
8770	Indigent Defense Improvement Grant	\$0.00	\$0.00	\$0.00	\$0.00
9020	Juvenile Operations	(\$9,931.33)	\$0.00	\$0.00	(\$9,931.33)
9220	Community Supervision	\$465,744.33	\$0.00	\$0.00	\$465,744.33
9350	TCEQ LIP Grant	\$19,260.00	\$0.00	\$0.00	\$19,260.00
9380	Indigent Defense Formula Grant	\$92,776.60	\$0.00	\$0.00	\$92,776.60
9390	Indigent Defense Improvement Grant	\$48,166.79	\$0.00	\$0.00	\$48,166.79
9450	TCEQ Aircheck	\$0.00	\$0.00	\$0.00	\$0.00
<b>Grand Total</b>		<b>\$8,553,043.21</b>	<b>\$22,697,576.74</b>	<b>\$11,549,283.00</b>	<b>\$42,799,902.95</b>



as of	Cleburne	\$34,400,000.00	\$34,400,000.00	\$35,123,238.62	\$36,755,818.80
31-Oct-16	Abilene	\$4,970,000.00	\$4,970,000.00	\$4,997,796.64	\$5,102,573.50
	<b>Totals</b>	<b>\$39,370,000.00</b>	<b>\$39,370,000.00</b>	<b>\$40,121,035.26</b>	<b>\$41,858,392.30</b>

**LOCAL GOVERNMENT CODE: 134.026**  
**COUNTY TREASURER'S REPORT TO COMMISSIONERS COURT AT REGULAR TERM.**  
(a) At least once a month at a regular term of the commissioners court, the county treasurer shall make a detailed report of:  
(1) money received and disbursed;  
(2) debts due to and owed by the county; and  
(3) all other proceedings in the treasurer's office.



I certify the information in this report is true and correct to the best of my knowledge.

*Debbie Rice*  
Debbie Rice, CCT/CIO  
Johnson County Treasurer

*11/15/16*  
Date

COUNTY TREASURER'S REPORT  
IN THE MATTER OF COUNTY FINANCES  
IN THE HANDS OF DEBBIE RICE  
TREASURER OF JOHNSON COUNTY, TEXAS

COMMISSIONERS COURT  
JOHNSON COUNTY, TEXAS  
IN REGULAR SESSION  
NOVEMBER TERM 2016

IN ACCORDANCE with Section 114.026, Local Government Code, we the undersigned, constituting the entire Commissioners Court of said County, certify that on the 28<sup>th</sup> day of NOVEMBER, 2016, at the Regular term of Court, we compared and examined the monthly report of Debbie Rice, Treasurer of Johnson County, for OCTOBER 2016, and finding the same correct, entered an order in the Minutes approving said Report, which states total cash and other assets on hand as \$42,799,902.95

  
Roger Harmon, County Judge


  
Rick Bailey, Commissioner, Pct 1

  
Kenny Howell, Commissioner Pct. 2

  
Jerry D. Stringer, Commissioner, Pct. 3

  
Larry Woolley, Commissioner Pct. 4

SWORN TO AND SUBSCRIBED BEFORE ME, by Roger Harmon, County Judge and County Commissioners of said Johnson County, each respectively, on this the 28<sup>th</sup> day of NOVEMBER, A.D. 2016

  
Becky Ivey, County Clerk and  
Clerk of the Commissioners Court in and for  
Johnson County, Texas.



FILED FOR RECORD THIS \_\_\_\_\_ DAY OF \_\_\_\_\_ A.D., 2016 and recorded in the minutes of the Court for the term in which the affidavits are filed on the \_\_\_\_\_ day of \_\_\_\_\_, A.D. 2016

Attest: Becky Ivey, County Clerk

**Appendix A**  
**Current Bond Holdings**

TYPE	RATE	MATURITY DATE	FACE VALUE	MARKET VALUE
FFCB	4.875%	01/17/2017	\$ 500,000.00	\$ 504,750.00
FHLB	4.875%	05/17/2017	\$ 500,000.00	\$ 511,680.00
FHLMC	0.75%	01/12/2018	\$ 523,540.50	\$ 524,884.50
FHLMC	1.000%	03/08/2017	\$ 500,000.00	\$ 501,000.00
FHLMC	5.50%	08/23/2017	\$ 500,000.00	\$ 519,695.00
FNMA	0.875%	05/21/2018	\$ 525,000.00	\$ 525,147.00
FNMA	0.875%	12/20/2017	\$ 500,000.00	\$ 500,725.00
FNMA	1.375%	11/15/2016	\$ 500,000.00	\$ 500,195.00
FNMA	1.75%	09/12/2019	\$ 500,000.00	\$ 509,745.00
US Treas	1.500%	10/31/2019	\$ 500,000.00	\$ 507,130.00
US Treas	1.25%	10/31/2018	\$ 500,000.00	\$ 503,535.00
US Treas	1.25%	11/15/2018	\$ 500,000.00	\$ 503,535.00
US Treas	1.500%	01/31/2019	\$ 550,000.00	\$ 557,001.50
US Treas	1.500%	03/31/2019	\$ 550,000.00	\$ 557,370.00
US Treas	1.500%	05/31/2019	\$ 500,000.00	\$ 506,875.00
US Treas	1.500%	08/31/2018	\$ 500,000.00	\$ 505,740.00
US Treas	1.625%	07/31/2019	\$ 500,000.00	\$ 508,750.00
US Treas	2.375%	06/30/2018	\$ 500,000.00	\$ 512,675.00
US Treas	2.375%	07/31/2017	\$ 500,000.00	\$ 506,385.00
US Treas	2.875%	03/31/2018	\$ 500,000.00	\$ 514,435.00
US Treas	4.25%	11/15/2017	\$ 500,000.00	\$ 518,030.00
FSG FUND		N/A	\$ 245,419.14	\$ 261,971.48
Cash			\$ 6,875.00	\$ 6,875.00